

Handwriting Progression Chart

Step 1- To form your letters correctly

- I can form my 'Around' letters: c a o d g q
- I can form my 'Down' letters: l t b p k h i j m n r u y
- I can form my 'Curly' letters: e f s
- I can form my 'Zigzag' letters: v w z x.




Step 2- To form your letter correctly and the correct size

- My 'Sun letters': b d h k l (f and t are just a little bit smaller)
- reach up to the sun
- My 'Boat letters': a c e i m n o r s u v w x z are the same size as the boat.
- My 'Water letters': g j p q y go down into the sea.




Step 3- to write your letters correctly and position them correctly on the line

- My 'Sun letters': b d h k l (f and t are just a little bit smaller) sit neatly on the line and the ascender reaches up to the sun.
- My 'Boat letters': a c e i m n o r s u v w x z sit neatly on the line and are the same size as the boat.
- My 'Water letters': g j p q y sit neatly on the line and the descender goes down into the sea.

Step 4- to join your letters diagonal (the arm join)

- I can form my arm to boat join. 
- I can form my arm to sun join. 
- I can form my arm to sister join. 

Step 5- to join your letters horizontal (washing line join)

- I can form my washing line to boat join. 
- I can form my washing line to sun join. 
- I can form my washing line to sister join. 



Step 1- To form your letters correctly

- I can form my 'Around' letters: c a o d g q
- I can form my 'Down' letters: l t b p k h i j m n r u y
- I can form my 'Curly' letters: e f s
- I can form my 'Zigzag' letters: v w z x.

Step 1- To form your letters correctly

- I can form my 'Around' letters: c a o d g q
- I can form my 'Down' letters: l t b p k h i j m n r u y
- I can form my 'Curly' letters: e f s
- I can form my 'Zigzag' letters: v w z x.

Step 1- To form your letters correctly

- I can form my 'Around' letters: c a o d g q
- I can form my 'Down' letters: l t b p k h i j m n r u y
- I can form my 'Curly' letters: e f s
- I can form my 'Zigzag' letters: v w z x.

Step 1- To form your letters correctly

- I can form my 'Around' letters: c a o d g q
- I can form my 'Down' letters: l t b p k h i j m n r u y
- I can form my 'Curly' letters: e f s
- I can form my 'Zigzag' letters: v w z x.

Step 1- To form your letters correctly

- I can form my 'Around' letters: c a o d g q
- I can form my 'Down' letters: l t b p k h i j m n r u y
- I can form my 'Curly' letters: e f s
- I can form my 'Zigzag' letters: v w z x.

Step 1- To form your letters correctly

- I can form my 'Around' letters: c a o d g q
- I can form my 'Down' letters: l t b p k h i j m n r u y
- I can form my 'Curly' letters: e f s
- I can form my 'Zigzag' letters: v w z x.

Step 2- To form your letter correctly and the correct size

<ul style="list-style-type: none"> • My 'Sun letters': b d h k l (f and t are just a little bit smaller) • reach up to the sun • My 'Boat letters': a c e i m n o r s u v w x z are the same size as the boat. • My 'Water letters': g j p q y go down into the sea. 	

Step 2- To form your letter correctly and the correct size	
<ul style="list-style-type: none"> • My 'Sun letters': b d h k l (f and t are just a little bit smaller) • reach up to the sun • My 'Boat letters': a c e i m n o r s u v w x z are the same size as the boat. • My 'Water letters': g j p q y go down into the sea. 	

Step 2- To form your letter correctly and the correct size	
<ul style="list-style-type: none"> • My 'Sun letters': b d h k l (f and t are just a little bit smaller) • reach up to the sun • My 'Boat letters': a c e i m n o r s u v w x z are the same size as the boat. • My 'Water letters': g j p q y go down into the sea. 	

Step 2- To form your letter correctly and the correct size	
<ul style="list-style-type: none"> • My 'Sun letters': b d h k l (f and t are just a little bit smaller) • reach up to the sun • My 'Boat letters': a c e i m n o r s u v w x z are the same size as the boat. • My 'Water letters': g j p q y go down into the sea. 	

Step 2- To form your letter correctly and the correct size	
<ul style="list-style-type: none"> • My 'Sun letters': b d h k l (f and t are just a little bit smaller) • reach up to the sun • My 'Boat letters': a c e i m n o r s u v w x z are the same size as the boat. • My 'Water letters': g j p q y go down into the sea. 	

Step 3- to write your letters correctly and position them correctly on the line

- My 'Sun letters': b d h k l (f and t are just a little bit smaller) sit neatly on the line and the ascender reaches up to the sun.
- My 'Boat letters': a c e i m n o r s u v w x z sit neatly on the line and are the same size as the boat.
- My 'Water letters': g j p q y sit neatly on the line and the descender goes down into the sea.

Step 3- to write your letters correctly and position them correctly on the line

- My 'Sun letters': b d h k l (f and t are just a little bit smaller) sit neatly on the line and the ascender reaches up to the sun.
- My 'Boat letters': a c e i m n o r s u v w x z sit neatly on the line and are the same size as the boat.
- My 'Water letters': g j p q y sit neatly on the line and the descender goes down into the sea.




Step 3- to write your letters correctly and position them correctly on the line

- My 'Sun letters': b d h k l (f and t are just a little bit smaller) sit neatly on the line and the ascender reaches up to the sun.
- My 'Boat letters': a c e i m n o r s u v w x z sit neatly on the line and are the same size as the boat.
- My 'Water letters': g j p q y sit neatly on the line and the descender goes down into the sea.




Step 3- to write your letters correctly and position them correctly on the line

- My 'Sun letters': b d h k l (f and t are just a little bit smaller) sit neatly on the line and the ascender reaches up to the sun.
- My 'Boat letters': a c e i m n o r s u v w x z sit neatly on the line and are the same size as the boat.
- My 'Water letters': g j p q y sit neatly on the line and the descender goes down into the sea.




Step 4- to join your letters diagonal (the arm join)

- I can form my arm to boat join. 
- I can form my arm to sun join. 
- I can form my arm to sister join. 




Step 4- to join your letters diagonal (the arm join)

- I can form my arm to boat join. 
- I can form my arm to sun join. 
- I can form my arm to sister join. 




Step 4- to join your letters diagonal (the arm join)

- I can form my arm to boat join. 
- I can form my arm to sun join. 
- I can form my arm to sister join. 




Step 4- to join your letters diagonal (the arm join)

- I can form my arm to boat join. 
- I can form my arm to sun join. 
- I can form my arm to sister join. 




Step 4- to join your letters diagonal (the arm join)

- I can form my arm to boat join. 
- I can form my arm to sun join. 
- I can form my arm to sister join. 




Step 4- to join your letters diagonal (the arm join)

- I can form my arm to boat join. 
- I can form my arm to sun join. 
- I can form my arm to sister join. 




Step 5- to join your letters horizontal (washing line join)

- I can form my washing line to boat join. 
- I can form my washing line to sun join. 
- I can form my washing line to sister join. 




Step 5- to join your letters horizontal (washing line join)

- I can form my washing line to boat join. 
- I can form my washing line to sun join. 
- I can form my washing line to sister join. 



Step 5- to join your letters horizontal (washing line join)

- I can form my washing line to boat join. 
- I can form my washing line to sun join. 
- I can form my washing line to sister join. 

Step 5- to join your letters horizontal (washing line join)

- I can form my washing line to boat join. 
- I can form my washing line to sun join. 
- I can form my washing line to sister join. 

Step 5- to join your letters horizontal (washing line join)

- I can form my washing line to boat join. 
- I can form my washing line to sun join. 
- I can form my washing line to sister join. 